

Golf GTE

Model Year 2024 Specifications



5 YEAR WARRANTY

Price	GTE PHEV
Model Code	CD16TY
Maximum Retail Price**	\$75,990
Maximum Selling Price Promotion‡	\$59,990

**Maximum Retail Price (MRP) does not include on-road costs. ‡Maximum Selling Price Promotion available while stocks last and does not include on-road costs. Fuel consumption tested in accordance with EC directive 80/1268/EC. Consumption measured on European specification cars.

The official fuel consumption, emissions, and EV range figures determined by the WLTP test should be used as a guide only, or for vehicle to vehicle comparison. Actual results may vary due to factors such as driving or environmental conditions.


‡Converted to WLTP-3P from official manufacturer's 4P-WLTP tests using vehicle 1,659kg in weight.

Specifications and colours are as planned at June 2024 for Model Year 2024 and subject to change without notice or obligation.

-Please note figures are sourced from overseas data where equipment levels by model variant may vary.



Technical Data	GTE PHEV
Engine Type	4-Cylinder inline Turbo Petrol
Fuel Type	Petrol (Minimum 95 RON)
Cubic Capacity (cc)	1,395
Engine Maximum Power (kW) @rpm	110kW (5,000-6,000)
Engine Maximum Torque (Nm) @ rpm	250Nm (1,550-3,500)
Drivetrain	Front Wheel Drive
Transmission	6 Speed DSG
Fuel tank capacity (L, approx.)	41.5L
Electric Motor Type	Permanent Magnet Synchronous Electric Motor
Electric Motor Maximum Power (kW)	80kW
Battery Type	Lithium Ion Battery
Battery Capacity	13 kWh (Gross)
Combined System Maximum Power Output (kW)	180kW
Combined System Maximum Torque Output (Nm)	400Nm
All Electric Range (4P-WLTP)	Up to 60km
Combined Fuel consumption (L/100km)	1.2L / 100km
Combined CO ₂ emissions (g/km)	26g/km
Emission standard	Euro 6 (WLTP)
Automatic Start/stop system with regenerative braking	●
Tare weight (kg)	1,602
Trailer load limit 12% gradient (kg) (Braked / Unbraked)	1,500 / 750
Luggage Capacity (L) (rear seats upright / rear seats folded)=	TBC
5 year / 150,000 km (whichever occurs first) mechanical warranty, 5 year VW roadside assistance and 12 year anti-corrosion warranty and 8 year / 160,000km battery warranty.	●
Volkswagen Service Plan - Scheduled Servicing for 3 years or up to 45,000km (whichever occurs first)	\$1,395
Volkswagen Service Plan - Scheduled Servicing for 5 years or up to 75,000km (whichever occurs first)	\$2,695





Charging	GTE PHEV
On-Board Charger Maximum Capacity (AC)	3.6 kW
Charging Time (Domestic AC 3-Point Plug, 1.8kW 0-100%)	Approx. 7 Hours 20 Mins
Charging Time (WallBox Charger, 3.6kW 0-100%)	Approx. 3 Hours 50 Mins
1x Portable Trickle Charger for home charging	●
1x Type 2 to Type2 Cable for AC public charging	●
Recuperation Mode	●



Safety and Security	GTE PHEV
ANCAP Safety Rating	5-Star (2022 Standard)
Driver and front passenger front airbags	●
Side and Curtain airbags (Front and rear)	●
Centre Airbag	●
Electronic Stability Programme (ESP)	●
Anti-Slip Regulation (ASR)	●
Front Assist incl. Autonomous Emergency Braking and Forward Collision Warning	●
Pedestrian & Cyclist Monitoring	●
Lane Assist (Lane Keeping System)	●
Side Assist (Blind Spot Monitor)	●
Rear cross traffic alert	●
Adaptive Cruise Control (ACC) with Travel Assist and Emergency Assist	●
Rest Assist driver fatigue detection	●
ISOFIX mounting points on outer rear seats (x2) and front passenger seat	●
Child seat top tether anchorage points on outer rear seats (x2)	●
Seatbelt reminder (Front and rear seats)	●
3 point seat belts for all passengers	●
Proactive Occupant Protection System	●
Electromechanical parking brake with Auto-Hold function	●
Anti-theft 'Plus' alarm system	●
Tyre Pressure Loss Indicator	●
Rear view camera	●
Park Distance Control (front and rear parking sensors)	●
Park Assist (Parallel parking assistant)	●



Steering and Suspension	GTE PHEV
Front suspension	MacPherson Struts
Rear suspension	Multi-Link Suspension
Progressive Steering	●
Driving Profile Selection	●
Adaptive Chassis Control (DCC) - Electrically controlled dampers	●



Exterior	GTE PHEV
LED Plus Headlights:	
- Standard Light Assist incl. Automatic low and high beam	
- Fog and static cornering lights	
- Dynamic Range Control	●
- Low light sensor with automatic headlight function	
- LED daytime running lights (DRL)	
- Coming Home and Leaving home feature	
Exterior Ambient Lighting - LED light strip across front grill and LED lighting in door handle recesses	●
Rear fog light	●
LED tail lamps	●
Body coloured exterior side mirrors (power-folding, adjustable & heated)	●
'GTE' exclusive exterior treatment:	
- 'GTE' design front and rear bumpers and honeycomb front air intake	●
- Red brake calipers	
Privacy glass - rear window and rear side windows	●



Interior	GTE PHEV
"KESSY" – Smart key, Push button start and Keyless entry/locking with SAFELOCK	●
Climatronic 3-zone automatic air conditioning system	●
Height and reach adjustable steering wheel	●
Leather-covered multifunction sports GTE steering wheel with gearshift paddles	●
Automatic dimming interior rear-view mirror	●
'Black Metal Chrome' decorative inserts (Dashboard & front door trims)	●
Black headliner	●
Brushed stainless steel pedals	●
30-Colour Ambient Lighting	●



Seat & Upholstery	GTE PHEV
<p>'Scale Paper' fabric sports front seats with:</p> <ul style="list-style-type: none"> - Driver seat height manual adjustment and lumbar support - Front passenger seat with manual height adjustment and lumbar support 	●
Asymmetric split folding rear bench seat with centre armrest	●










Multimedia	GTE PHEV
<p>Discover Media Navigation Infotainment System:</p> <ul style="list-style-type: none"> - 10" colour touch-screen - Satellite Navigation - App-Connect (Apple CarPlay®, Android Auto™ and MirrorLink™) - Wireless App-Connect (Wireless Apple CarPlay®) - Bluetooth® phone connectivity and audio streaming - Voice Control 	●
2x USB-C ports in the front, 2x USB-C charging ports in the rear	●
Inductive wireless phone charging (for Qi enabled devices only)	●
6+1 speakers	●
Active Info Display 'Pro' (10.25" High-resolution TFT-LCD instrument cluster)	●
Heads-up Display (HUD)	●



Wheels	GTE PHEV
Image (Standard Wheel)	
Standard Wheel	18" Bakersfield
Size	225/40 R18
Tyre Mobility Set	●



Exterior Colours		GTE PHEV
Atlantic Blue Metallic (H7H7)		\$500
Deep Black Pearlescent (2T2T)		\$500
Dolphin Grey Metallic (B0B0)		\$500
Kings Red Metallic (P8P8)		\$500
Moonstone Grey (C2C2)		●
Pure White (0000)		●
Reflex Silver Metallic (8E8E)		\$500